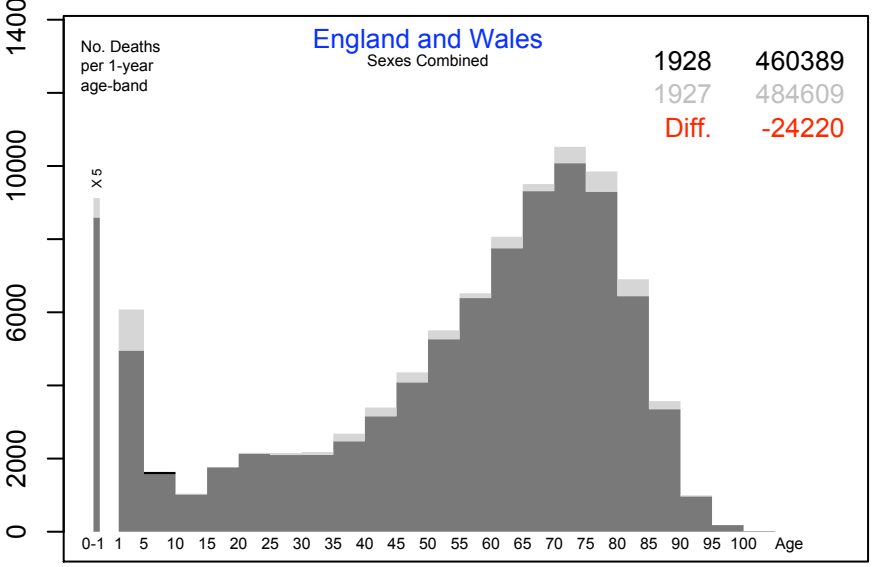
No. Deaths
per 1-year
age-band
England and Wales
Sexes Combined
1928 460389
1927 484609
Diff. -24220
X 5
0 2000 6000 10000 14000
0-1 1 5 10 15 20 25 30 35 40 45 50 55 60 65 70 75 80 85 90 95 100 Age

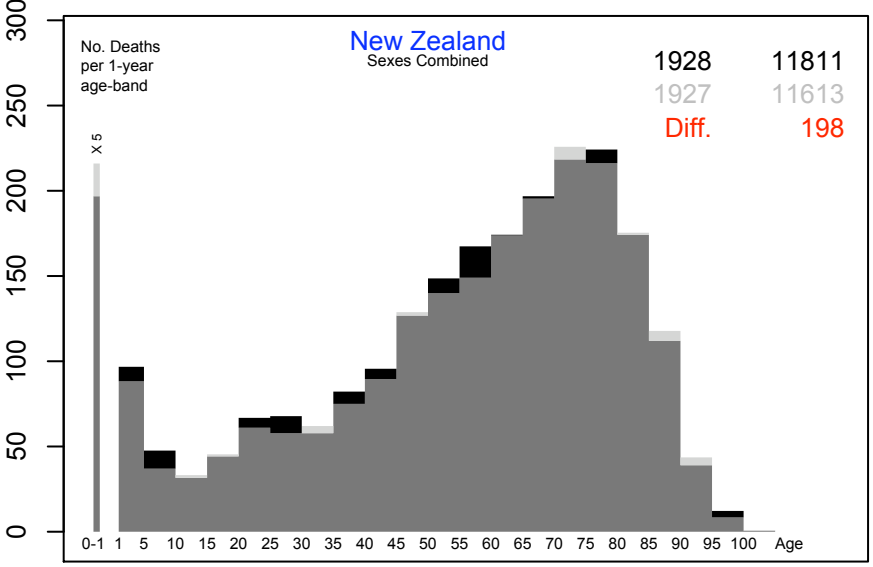
No. Deaths
per 1-year
age-band
New Zealand
Sexes Combined
1928 11811
1927 11613
Diff. 198
X 5
0 50 100 150 200 250 300
0-1 1 5 10 15 20 25 30 35 40 45 50 55 60 65 70 75 80 85 90 95 100 Age

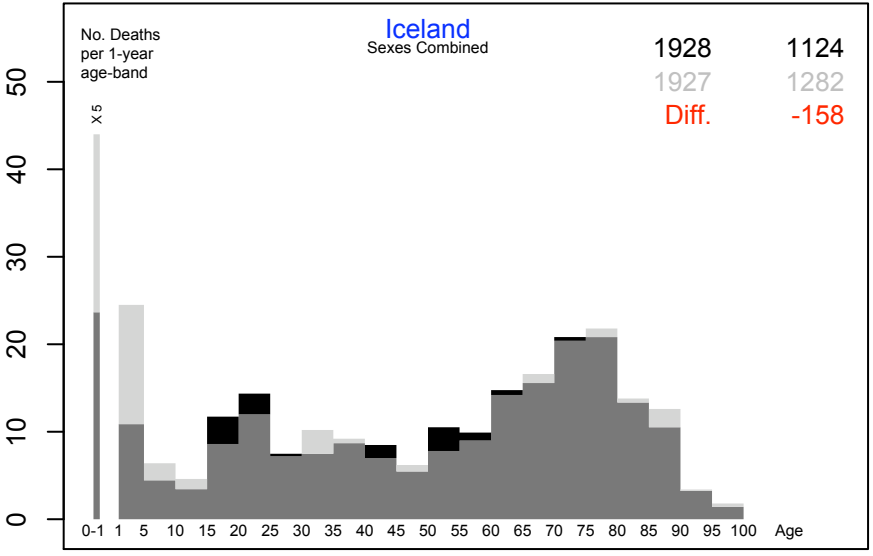
No. Deaths
per 1-year
age-band
Iceland
Sexes Combined
1928 1124
1927 1282
Diff. -158
X 5
0 10 20 30 40 50
0-1 1 5 10 15 20 25 30 35 40 45 50 55 60 65 70 75 80 85 90 95 100 Age

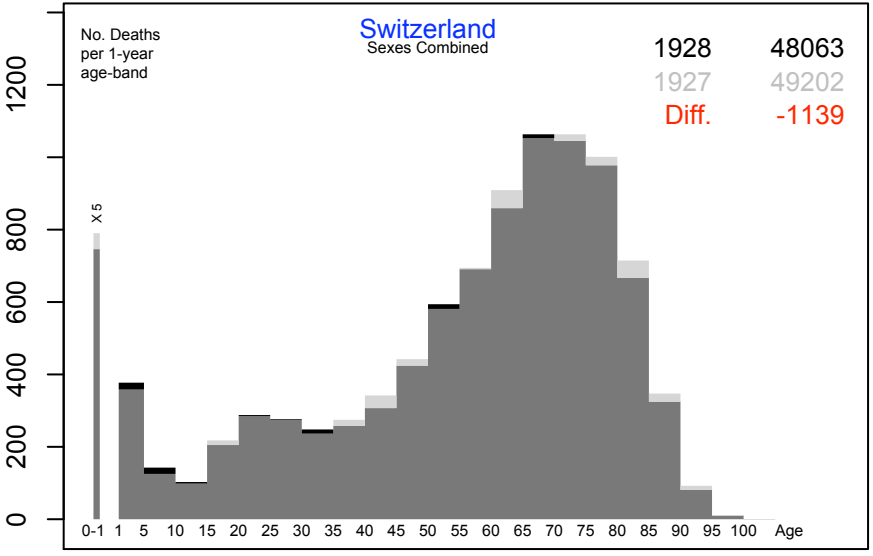
No. Deaths
per 1-year
age-band
Switzerland
Sexes Combined
1928 48063
1927 49202
Diff. -1139
X 5
0 200 400 600 800 1200
0-1 1 5 10 15 20 25 30 35 40 45 50 55 60 65 70 75 80 85 90 95 100 Age